

PERMABOUND

RESIN BOUND SURFACING PRODUCTS


Resin Bound Stone Mesh&GO

TECHNICAL SPECIFICATION & INSTALLATION GUIDANCE

Introducing MeshAndGo, the game-changing product that is revolutionising the resin bound gravel industry. A triple-layered fibreglass mesh system specifically designed for this application, MeshAndGo simplifies the sub-base build-up process with its 'no-dig' approach, perfect for overlays or newly prepared MOT grit-based foundations.

Unlike permeable concrete or tarmac bases, MeshAndGo eliminates the waiting time for curing. Once the mesh system is in place, resin bound gravel can be installed immediately. Check out the product images for a sub-base build-up which features MeshAndGo and BullBase plus subgrade soil, MOT type 3, and granodust, allowing you to achieve the perfect foundation with no hard landscaping required.

IMAGE



PROPERTIES

Mesh Type Woven fibreglass 3-ply

Coverage per roll 90m²

Overall depth 2mm

Roll Dimensions (L x W) 50m x 1.8m

Roll Weight ~95kg
~1055gsm

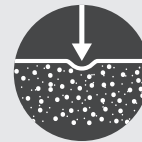
Ideal laying temperature 10-30°C

Ideal laying humidity 30-80% relative humidity

BENEFITS



Fast Installation
No sub-base curing times - instant overlay



Eliminates Indentation
Eliminates localised indentations



No-Dig Solution
No need to excavate, suitable for overlay jobs



SuDS Compliant
Allows water to pass through surface



Eco-friendly Solution
Recyclable, permeable and low-carbon

INSTALLATION COMPONENTS



MOT Type 3
Recycled stone with low fines content




MeshAndGO
3-ply fibreglass mesh sheet



Granodust
Coarse levelling aggregate



BullBase
Base reinforcement mesh grid



Resin Bound Kit
Aggregate and binder

STRENGTH TEST DATA

TEST NOTES

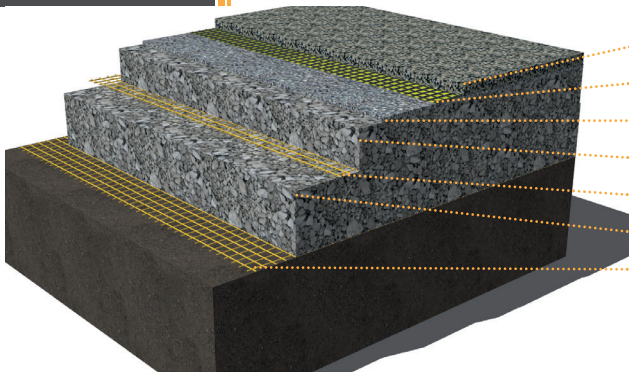
This table shows the results of 3-point bend tests carried out by an **independent** laboratory

Values given are results to the point of failure/shear and demonstrate resistance to tearing or splitting apart when the surface is flexed

APPLICATION	RESIN THICKNESS	TEST RESULT - kN	TEST RESULT - TONNES
Pedestrian	15mm	23.0 kN/m ²	2.34 tonnes/m ²
Intensive Pedestrian/Light Vehicles (< 1 tonne)	18mm	28.2 kN/m ²	2.88 tonnes/m ²
Standard Vehicles (< 2 tonne)	21mm	35.3 kN/m ²	3.60 tonnes/m ²
Large Vehicles (< 3.5 tonne)	25mm	54.1 kN/m ²	5.51 tonnes/m ²
XL Vehicles (< 7 tonne axle-load)	30mm	72.5 kN/m ²	7.39 tonnes/m ²

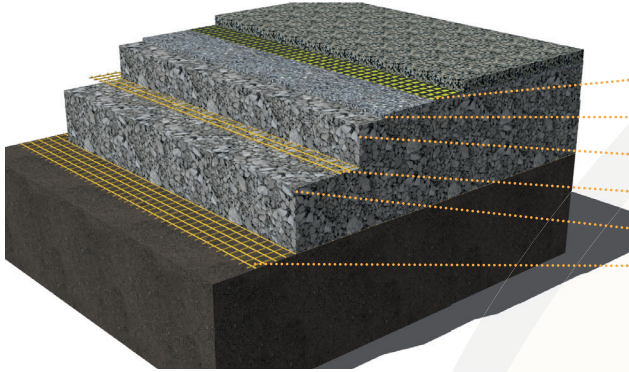
These results have been upscaled to per-m² values, should be treated as approximate and the accuracy cannot be guaranteed.

15MM BUILD-UP



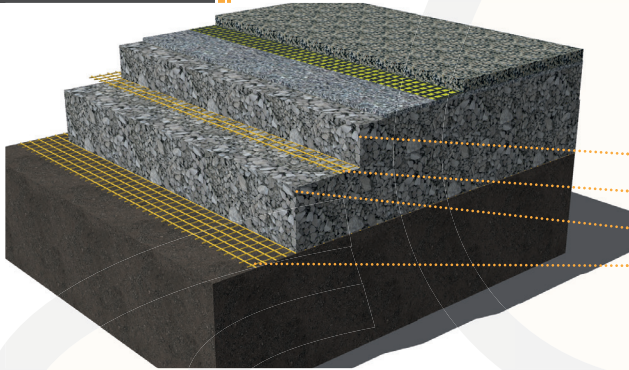
15mm	Resin Bound Wearing Course
2mm	MeshAndGO
10mm	Granodust
50mm	MoT Type 3 Layer 2
3mm	BullBase Layer 2
100mm	MoT Type 3 Layer 1
3mm	BullBase Layer 1
183mm	OVERALL EXCAVATE DEPTH

18MM BUILD-UP



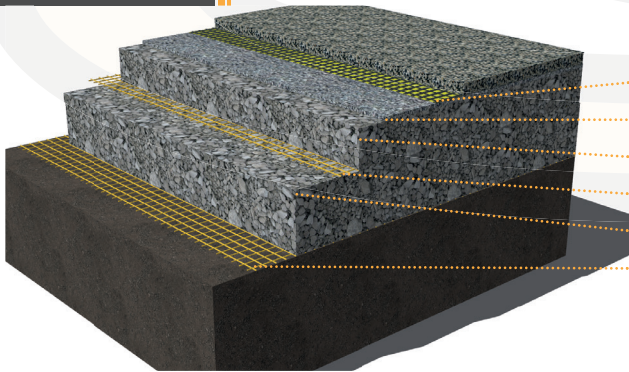
18mm	Resin Bound Wearing Course
2mm	MeshAndGO
10mm	Granodust
50mm	MoT Type 3 Layer 2
3mm	BullBase Layer 2
100mm	MoT Type 3 Layer 1
3mm	BullBase Layer 1
189mm	OVERALL EXCAVATE DEPTH

21MM BUILD-UP



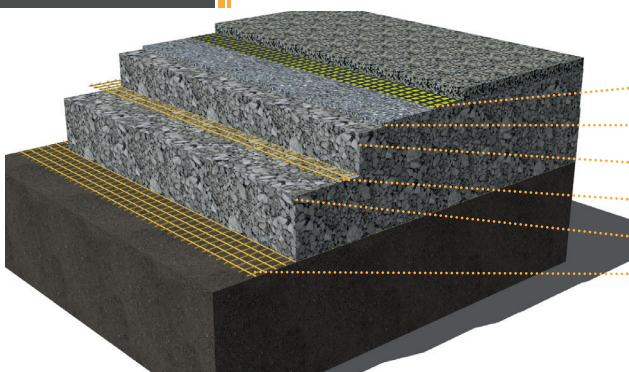
21mm	Resin Bound Wearing Course
2mm	MeshAndGO
10mm	Granodust
50mm	MoT Type 3 Layer 2
3mm	BullBase Layer 2
150mm	MoT Type 3 Layer 1
3mm	BullBase Layer 1
239mm	OVERALL EXCAVATE DEPTH

25MM BUILD-UP



25mm	Resin Bound Wearing Course
2mm	MeshAndGO
10mm	Granodust
50mm	MoT Type 3 Layer 2
3mm	BullBase Layer 2
200mm	MoT Type 3 Layer 1
3mm	BullBase Layer 1
293mm	OVERALL EXCAVATE DEPTH

30MM BUILD-UP



30mm	Resin Bound Wearing Course
2mm	MeshAndGO
10mm	Granodust
50mm	MoT Type 3 Layer 2
3mm	BullBase Layer 2
250mm	MoT Type 3 Layer 1
3mm	BullBase Layer 1
348mm	OVERALL EXCAVATE DEPTH